

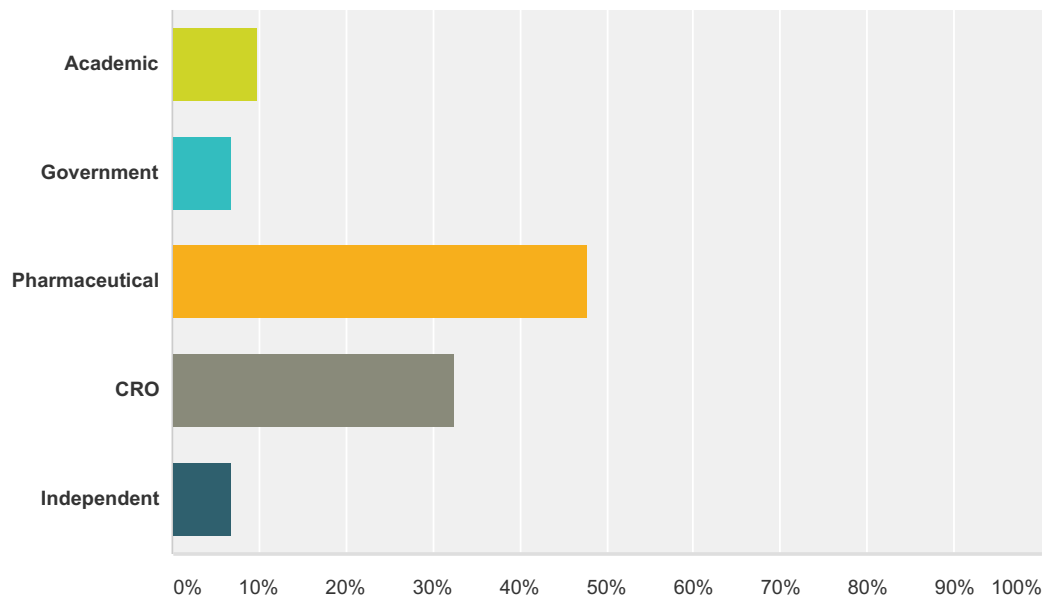
Q1 Please enter your personal information below. (If you want to be included in the 2014 Annual Meeting survey for a chance to win \$200, this information is REQUIRED)

Answered: 132 Skipped: 14

Answer Choices	Responses
Name:	100.00% 132
Company:	100.00% 132
Address:	0.00% 0
Address 2:	0.00% 0
City/Town:	0.00% 0
State:	0.00% 0
ZIP:	0.00% 0
Country:	0.00% 0
Email Address:	99.24% 131
Phone Number:	0.00% 0

Q2 What is your area of employment?

Answered: 132 Skipped: 14



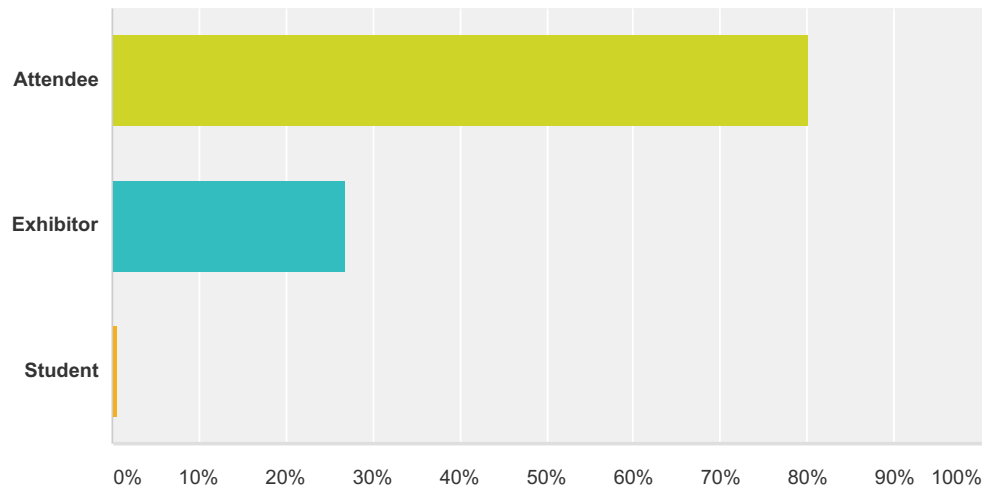
Answer Choices	Responses
Academic	9.85% 13

Safety Pharmacology Post Meeting Survey 2014

Government	6.82%	9
Pharmaceutical	47.73%	63
CRO	32.58%	43
Independent	6.82%	9
Total Respondents: 132		

Q3 I attended the SPS Annual Meeting as an:

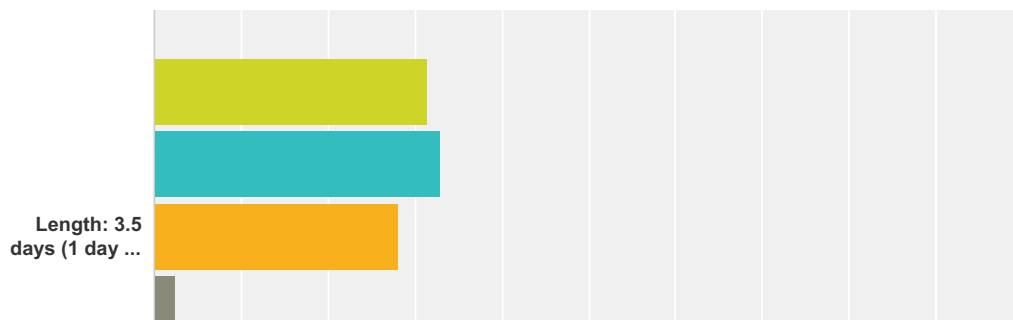
Answered: 141 Skipped: 5



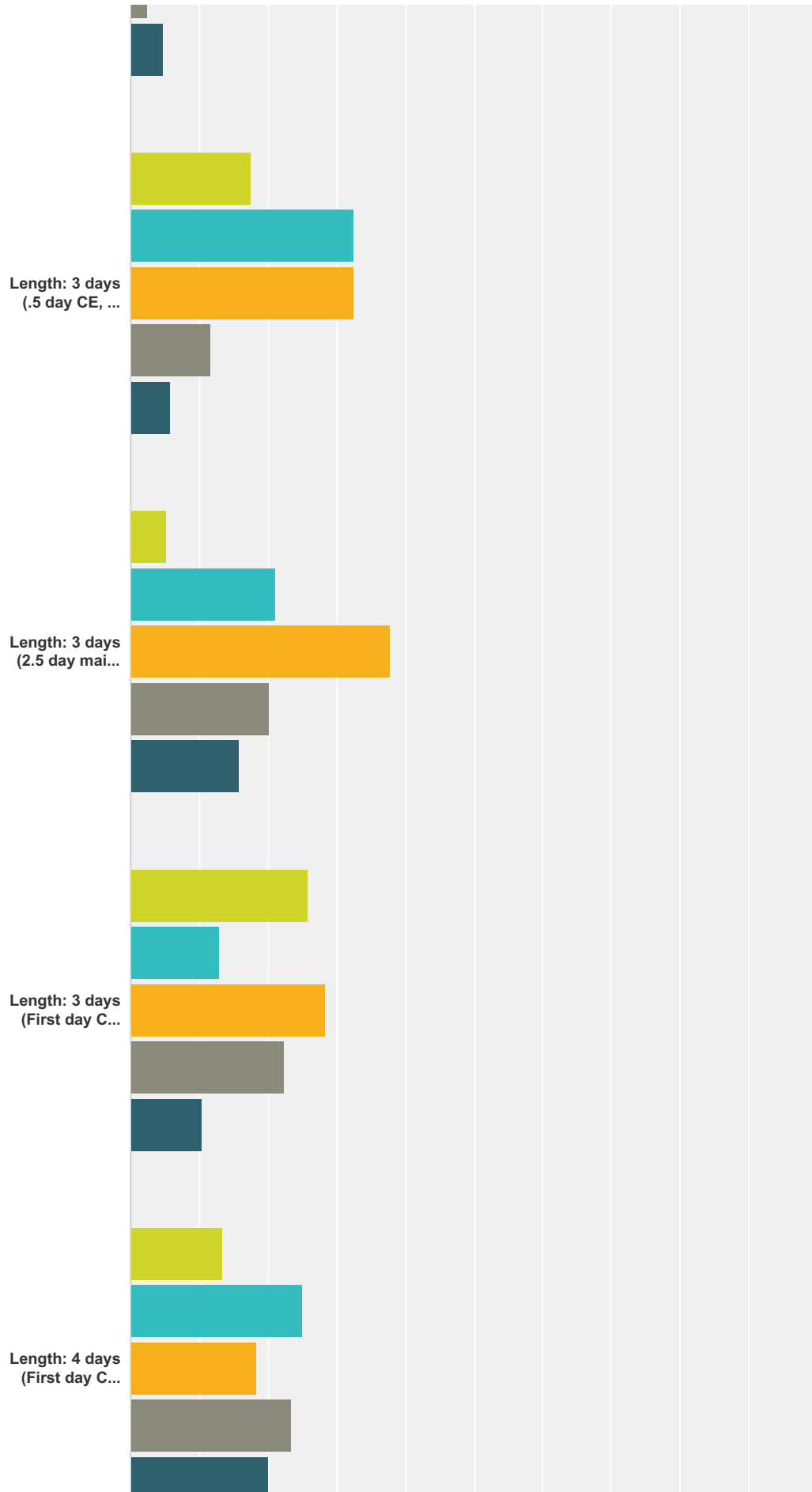
Answer Choices	Responses	Count
Attendee	80.14%	113
Exhibitor	26.95%	38
Student	0.71%	1
Total Respondents: 141		

Q4 Please grade the following meeting lengths as most desirable(5) to least desirable (1)

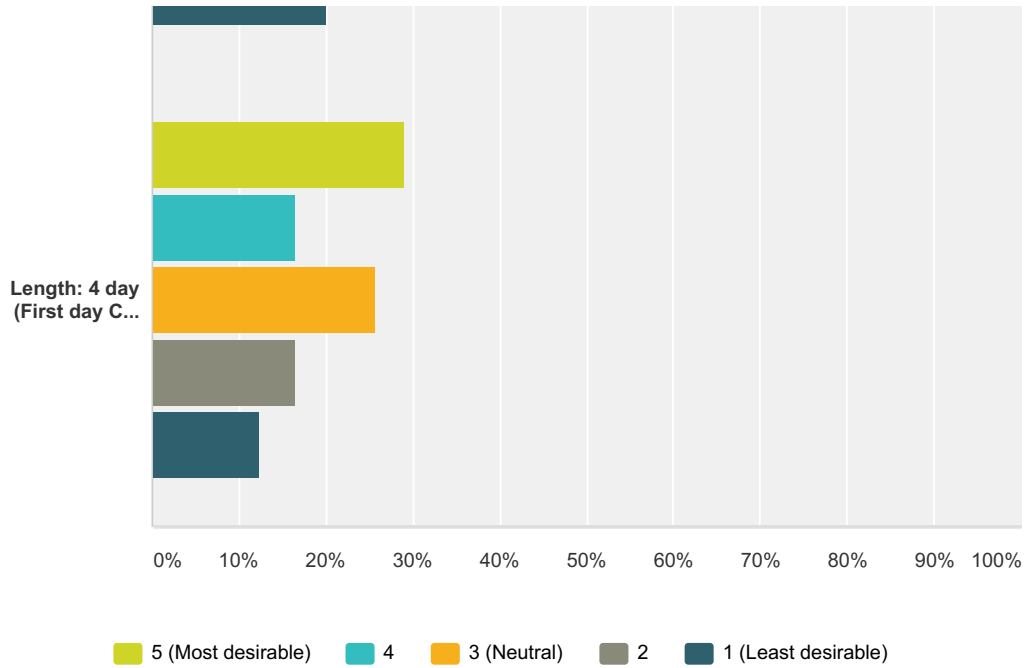
Answered: 142 Skipped: 4



Safety Pharmacology Post Meeting Survey 2014



Safety Pharmacology Post Meeting Survey 2014

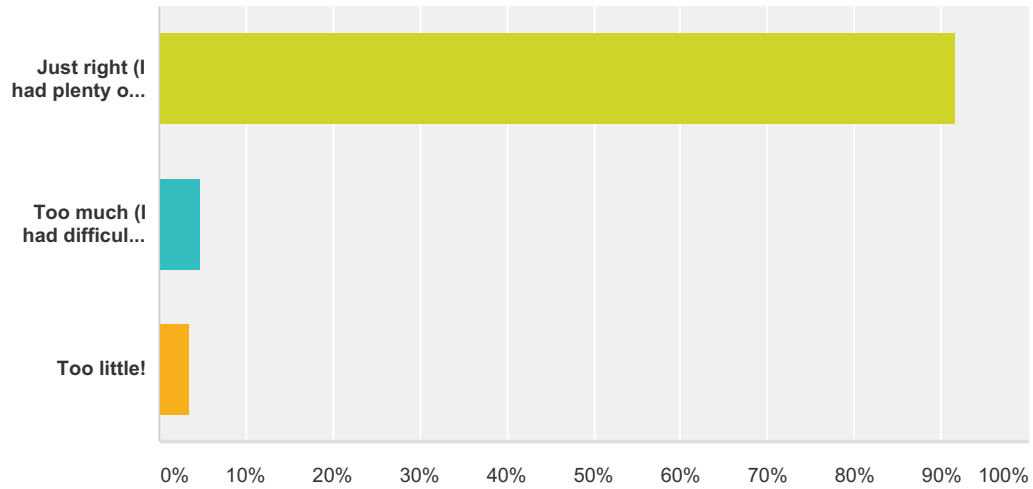


	5 (Most desirable)	4	3 (Neutral)	2	1 (Least desirable)	Total
Length: 3.5 days (1 day CE, 2.5 day main meeting)	31.45% 39	33.06% 41	28.23% 35	2.42% 3	4.84% 6	124
Length: 3 days (.5 day CE, 2.5 day main meeting)	17.50% 21	32.50% 39	32.50% 39	11.67% 14	5.83% 7	120
Length: 3 days (2.5 day main meeting, then .5 day CE)	5.26% 6	21.05% 24	37.72% 43	20.18% 23	15.79% 18	114
Length: 3 days (First day CE, 2 day main meeting)	25.86% 30	12.93% 15	28.45% 33	22.41% 26	10.34% 12	116
Length: 4 days (First day CE, 3 day main meeting)	13.33% 16	25.00% 30	18.33% 22	23.33% 28	20.00% 24	120
Length: 4 day (First day CE, 2 day main meeting, one day focused technical workshop)	28.93% 35	16.53% 20	25.62% 31	16.53% 20	12.40% 15	121

Q5 This year, we had two tracks of presentation. For this meeting size, was this the right number of tracks?

Answered: 145 Skipped: 1

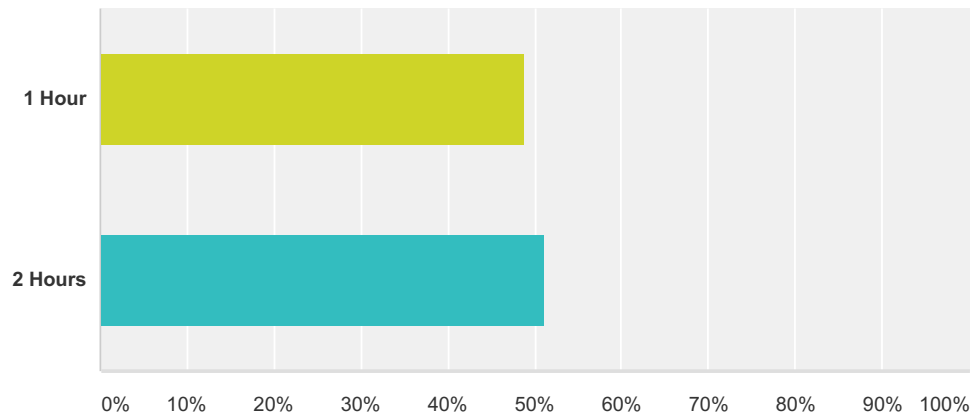
Safety Pharmacology Post Meeting Survey 2014



Answer Choices	Responses	
Just right (I had plenty of choice to meet my needs)	91.72%	133
Too much (I had difficulty selecting which sessions to attend)	4.83%	7
Too little!	3.45%	5
Total		145

Q6 How long should the lunch break be during the Annual Meeting?

Answered: 135 Skipped: 11

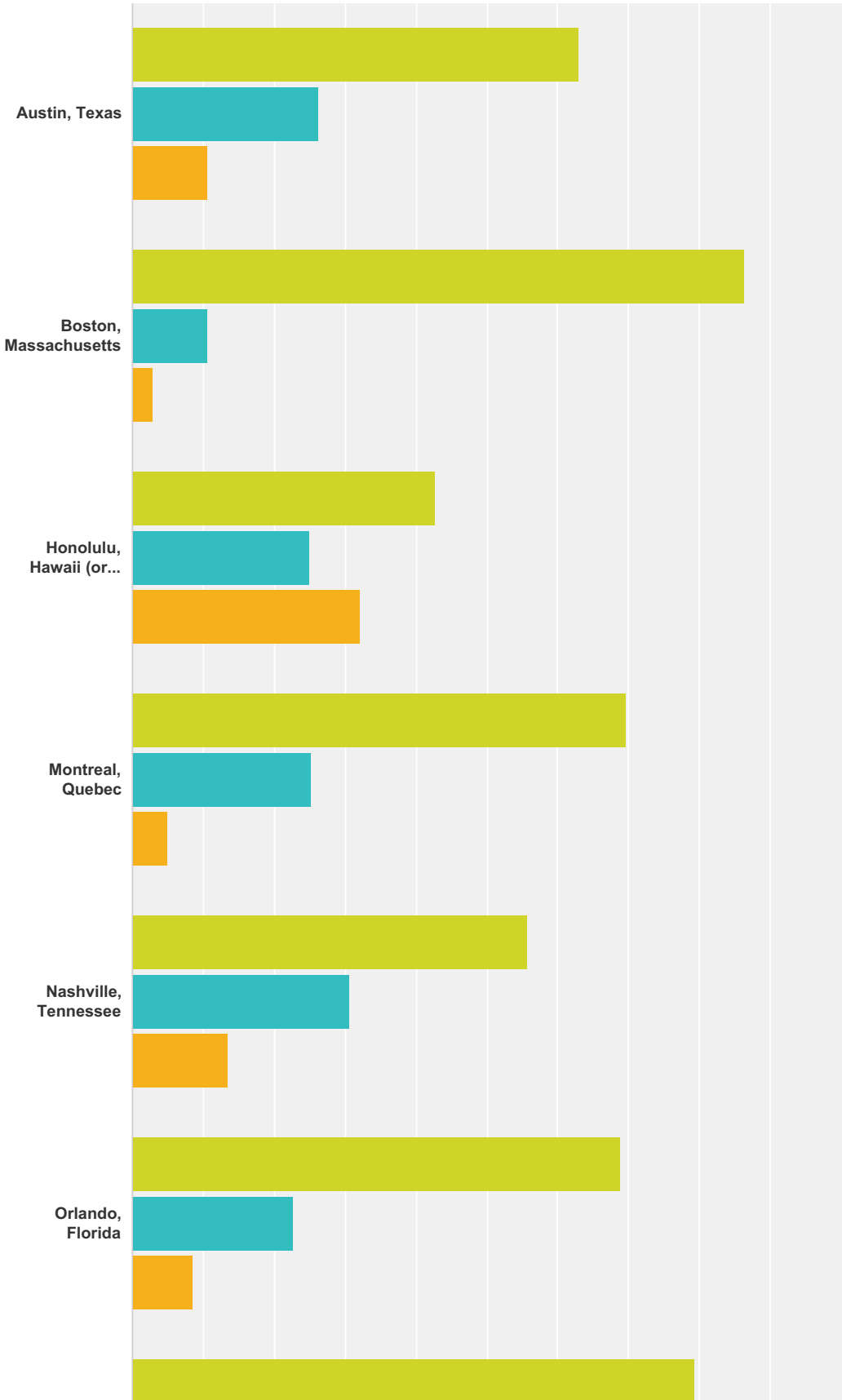


Answer Choices	Responses	
1 Hour	48.89%	66
2 Hours	51.11%	69
Total		135

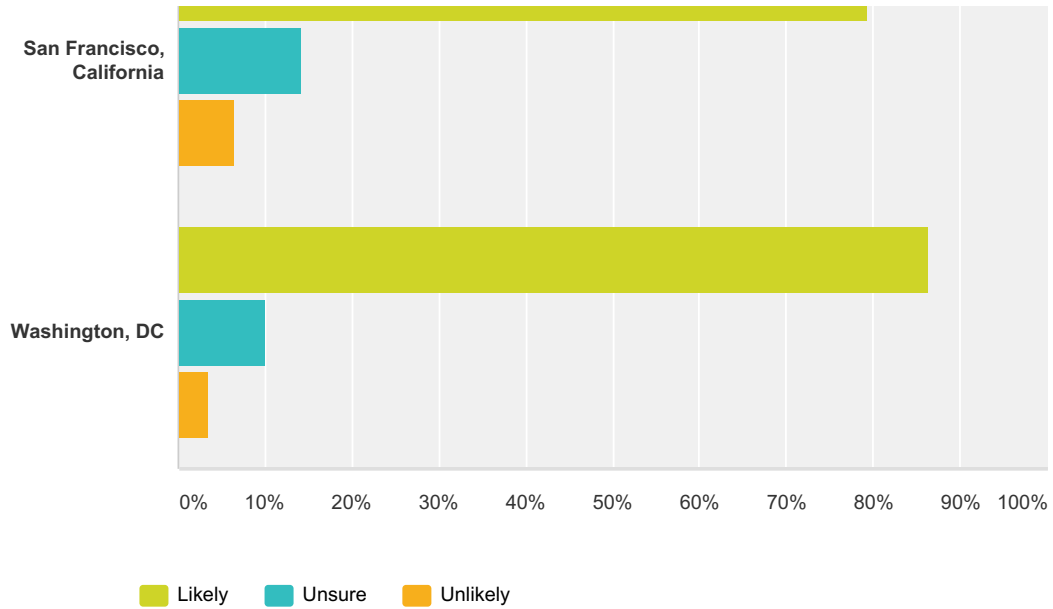
Q7 Please rank the likelihood of your

organization attending a meeting in the following North American locations

Answered: 143 Skipped: 3



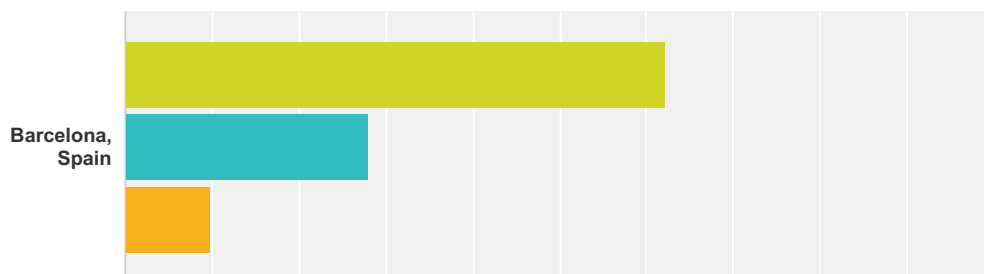
Safety Pharmacology Post Meeting Survey 2014



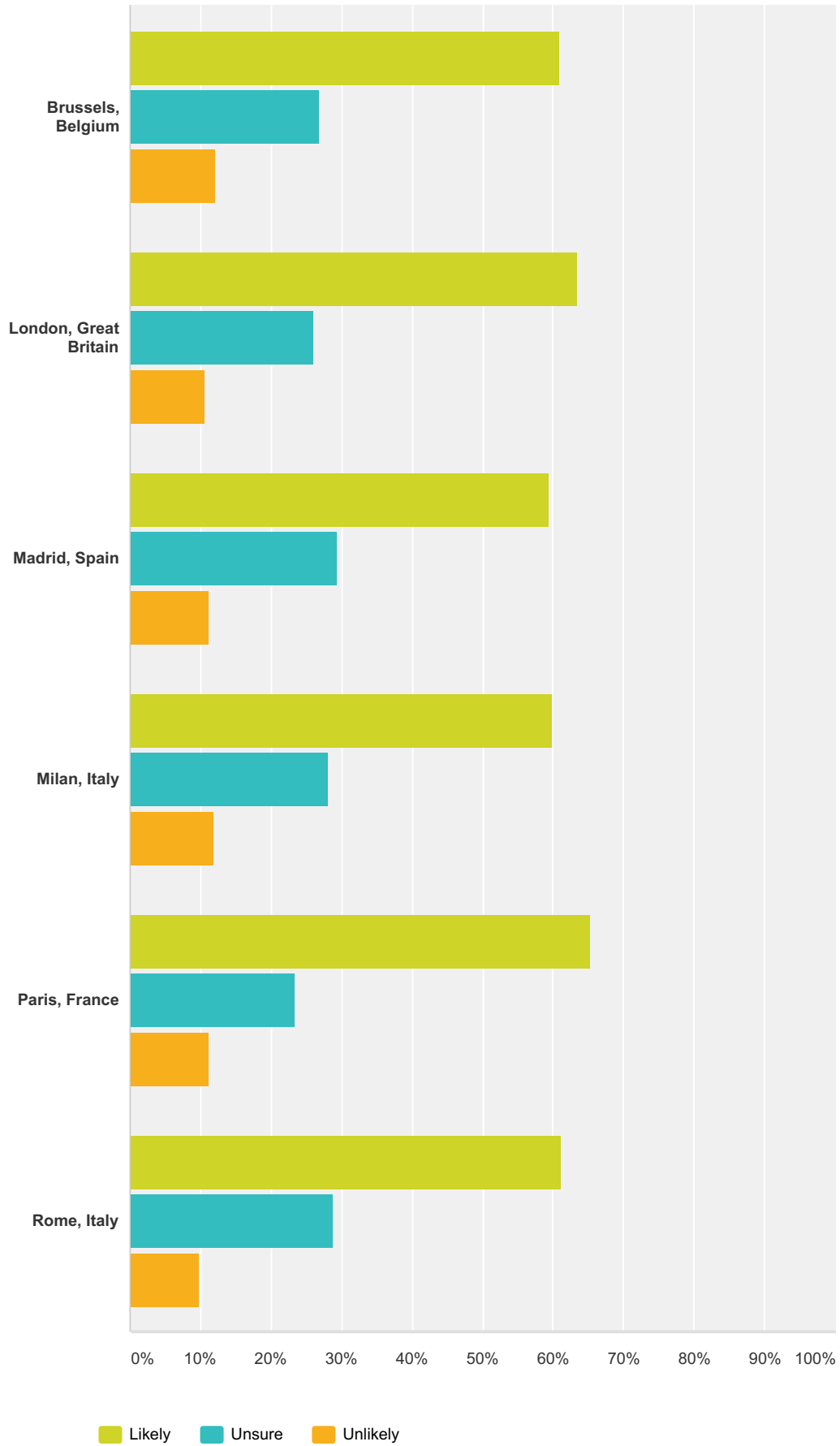
	Likely	Unsure	Unlikely	Total
Austin, Texas	63.12% 89	26.24% 37	10.64% 15	141
Boston, Massachusetts	86.43% 121	10.71% 15	2.86% 4	140
Honolulu, Hawaii (or another Hawaiian island)	42.86% 60	25.00% 35	32.14% 45	140
Montreal, Quebec	69.72% 99	25.35% 36	4.93% 7	142
Nashville, Tennessee	55.71% 78	30.71% 43	13.57% 19	140
Orlando, Florida	68.79% 97	22.70% 32	8.51% 12	141
San Francisco, California	79.43% 112	14.18% 20	6.38% 9	141
Washington, DC	86.33% 120	10.07% 14	3.60% 5	139

Q8 Please rank the likelihood of your organization attending a meeting in the following European locations

Answered: 143 Skipped: 3



Safety Pharmacology Post Meeting Survey 2014

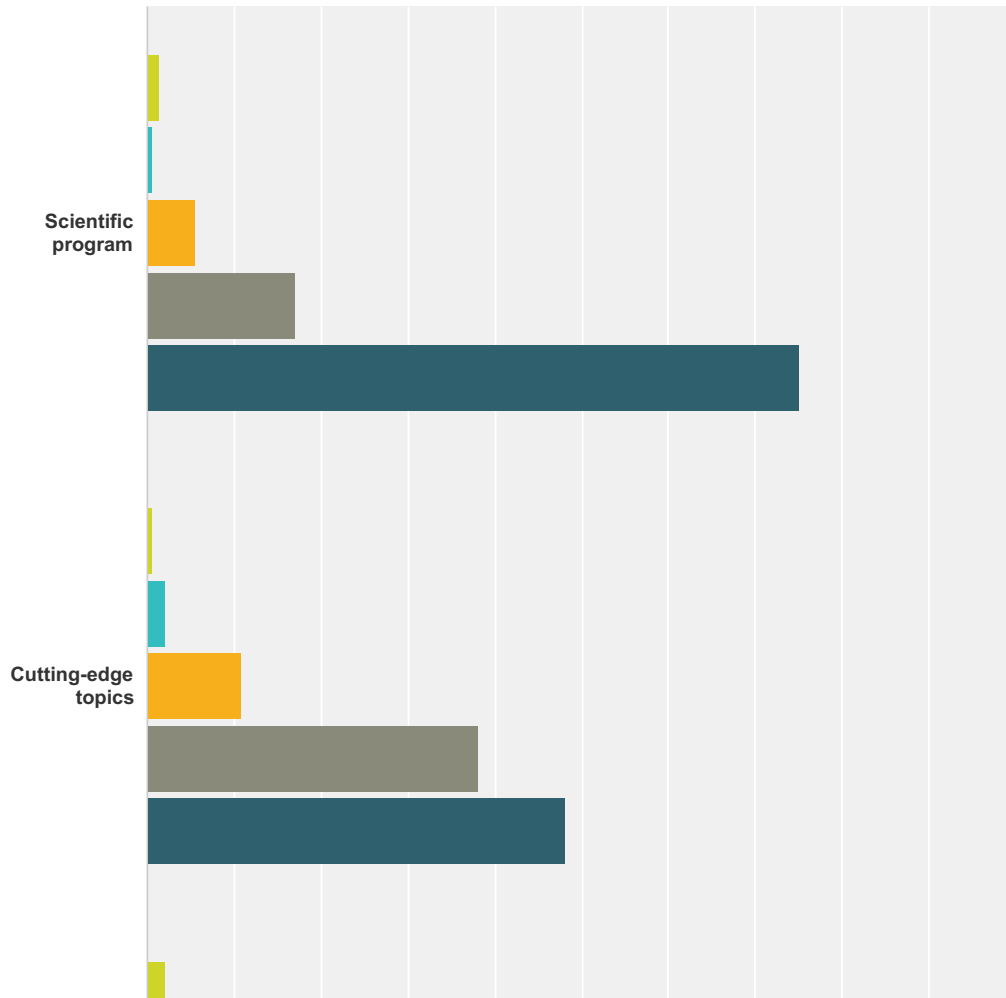


Safety Pharmacology Post Meeting Survey 2014

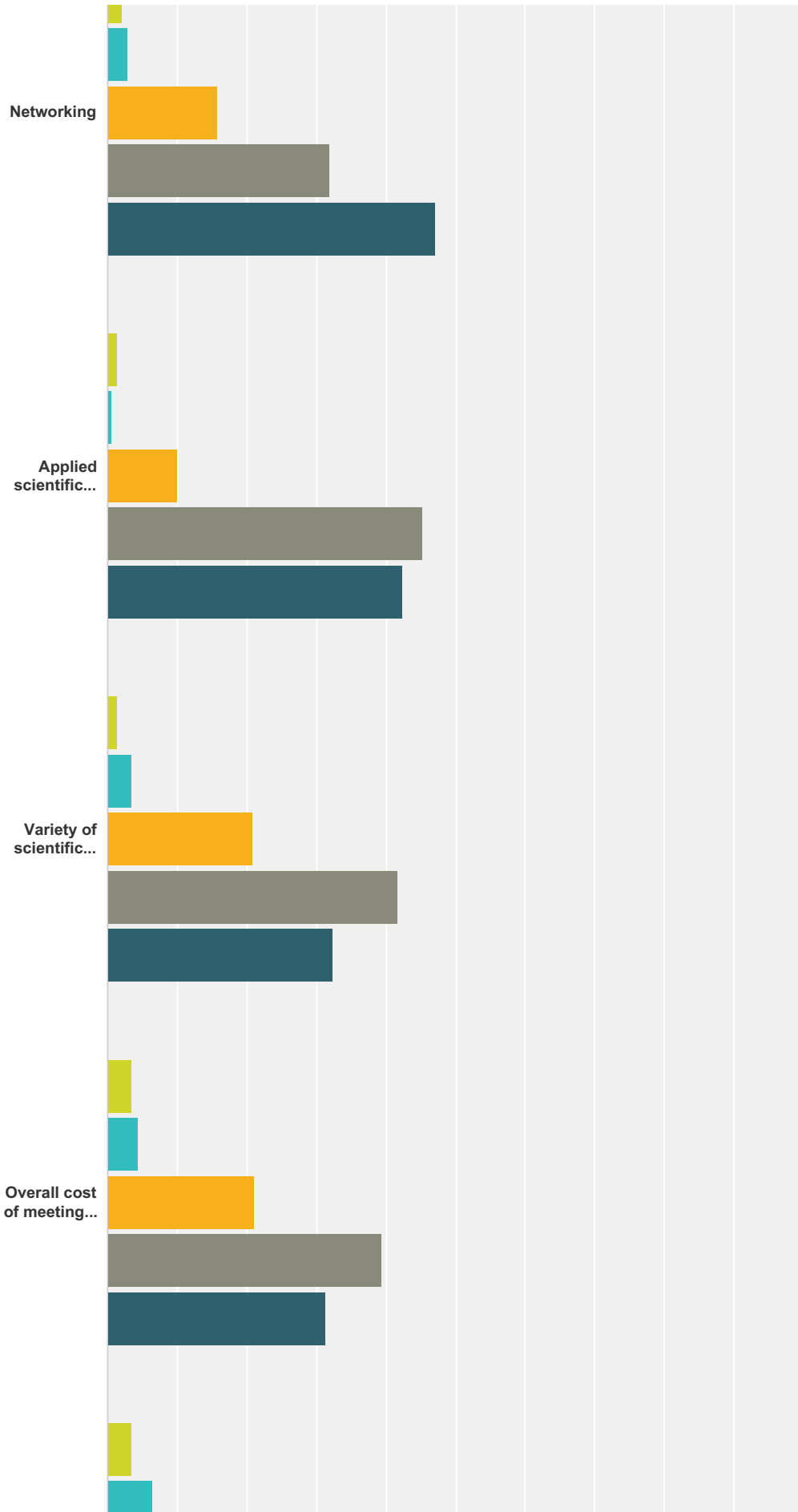
	Likely	Unsure	Unlikely	Total
Barcelona, Spain	62.24% 89	27.97% 40	9.79% 14	143
Brussels, Belgium	60.99% 86	26.95% 38	12.06% 17	141
London, Great Britain	63.38% 90	26.06% 37	10.56% 15	142
Madrid, Spain	59.44% 85	29.37% 42	11.19% 16	143
Milan, Italy	59.86% 85	28.17% 40	11.97% 17	142
Paris, France	65.25% 92	23.40% 33	11.35% 16	141
Rome, Italy	61.27% 87	28.87% 41	9.86% 14	142

Q9 Score the following in importance to your consideration of attending the Annual Meeting: (1 being the least important and 5 being the most important)

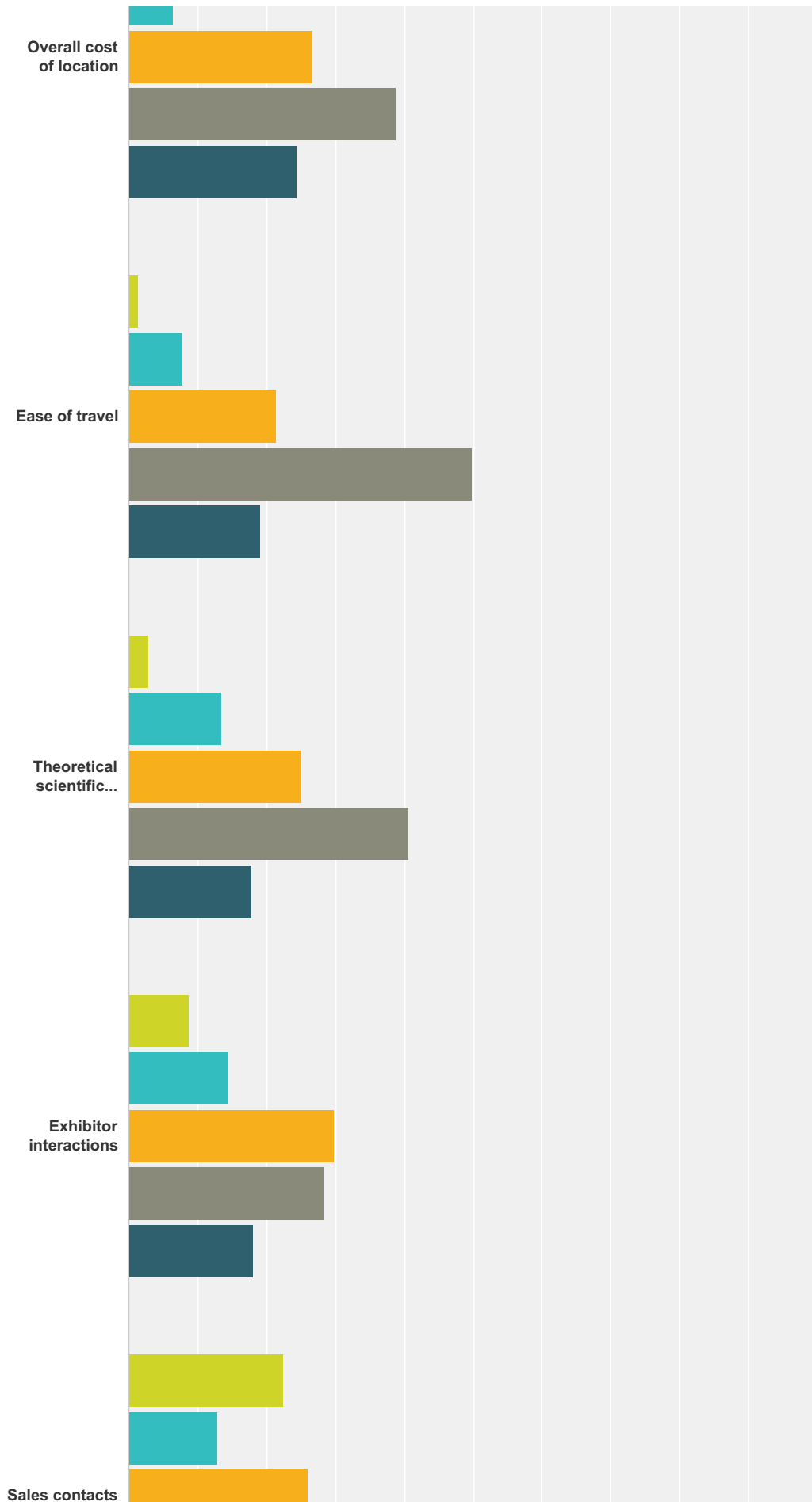
Answered: 141 Skipped: 5



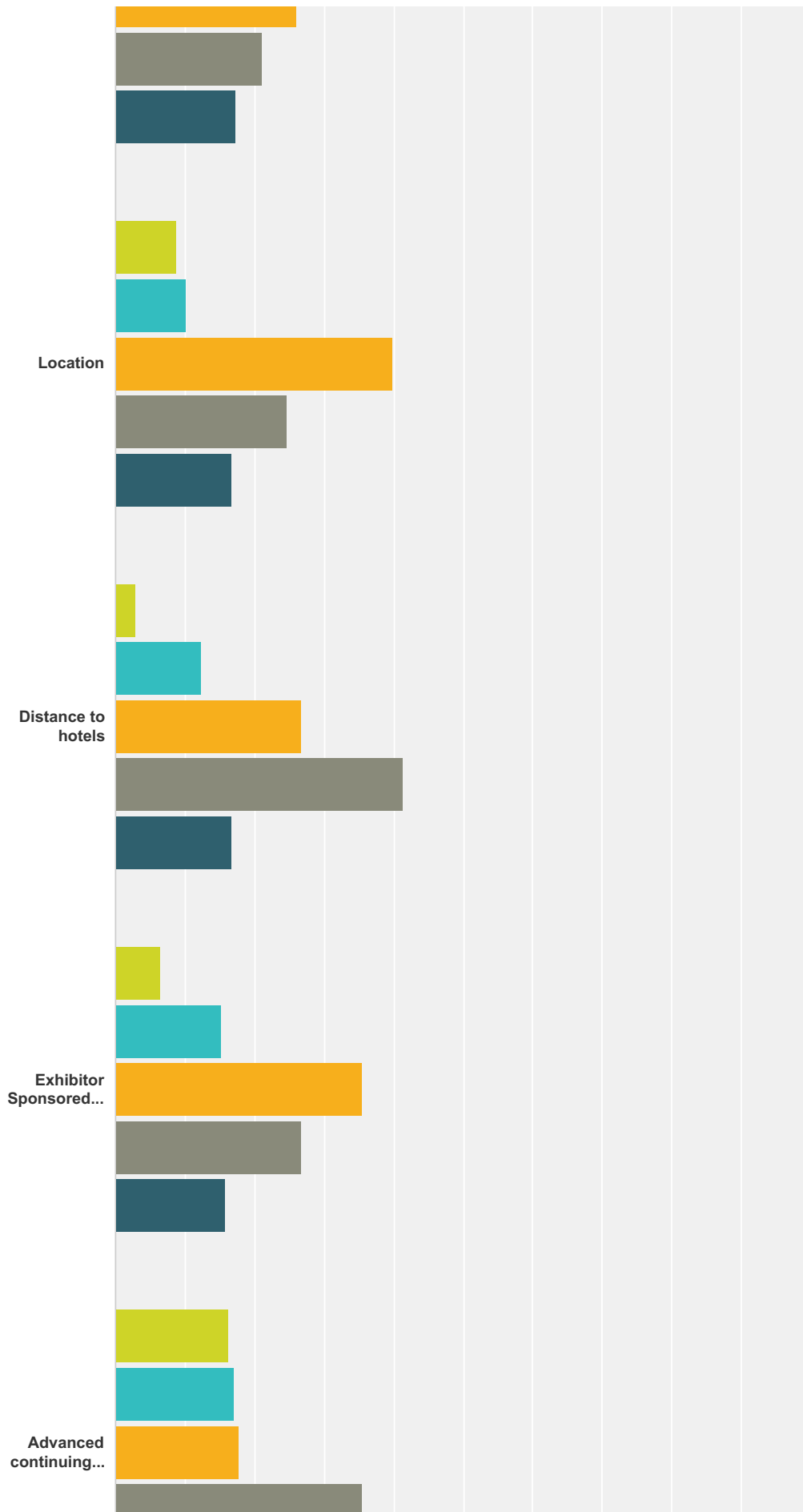
Safety Pharmacology Post Meeting Survey 2014



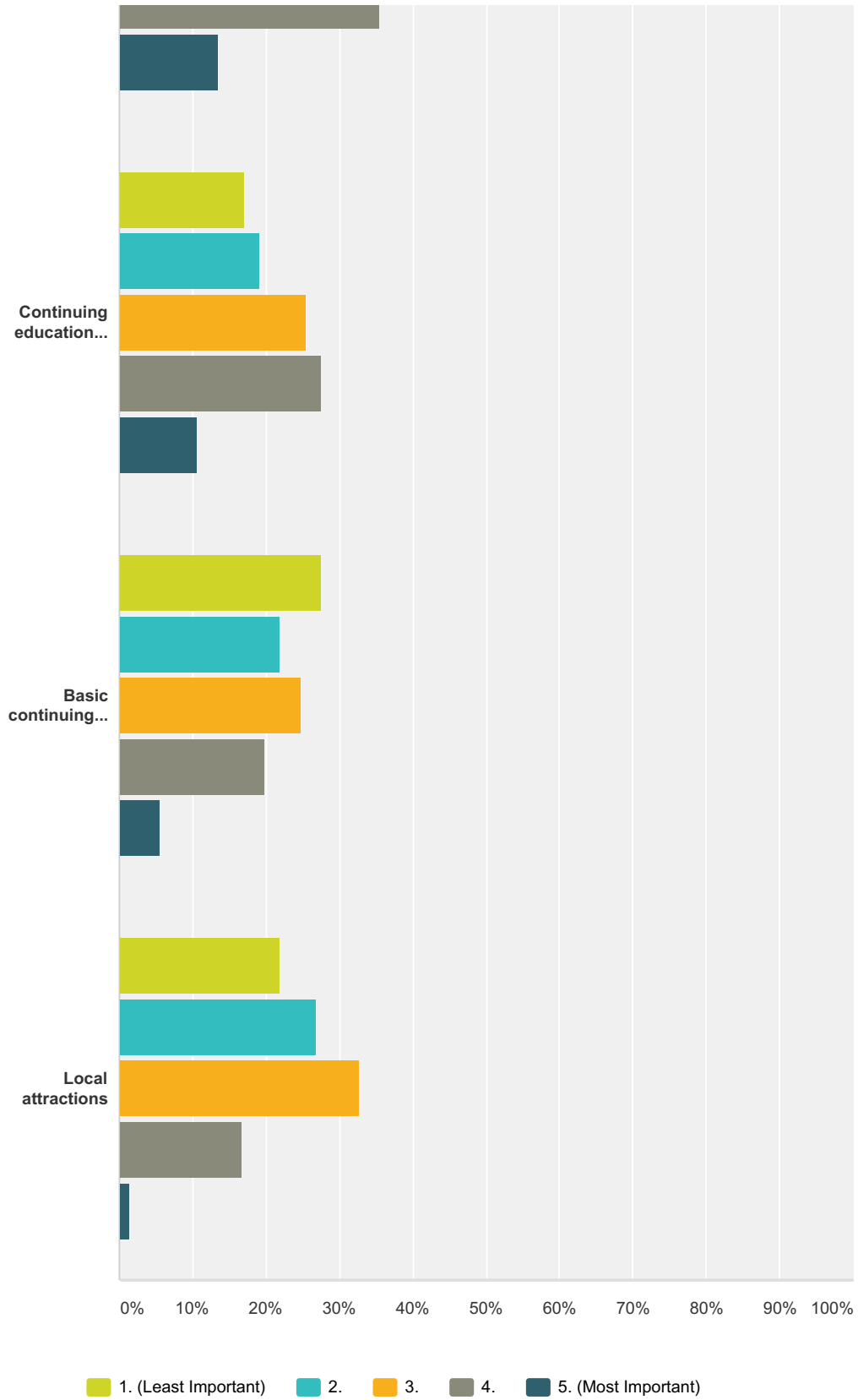
Safety Pharmacology Post Meeting Survey 2014



Safety Pharmacology Post Meeting Survey 2014



Safety Pharmacology Post Meeting Survey 2014



	1. (Least Important)	2.	3.	4.	5. (Most Important)	Total
Scientific program	1.42%	0.71%	5.67%	17.02%	75.18%	141
	2	1	8	24	106	

Safety Pharmacology Post Meeting Survey 2014

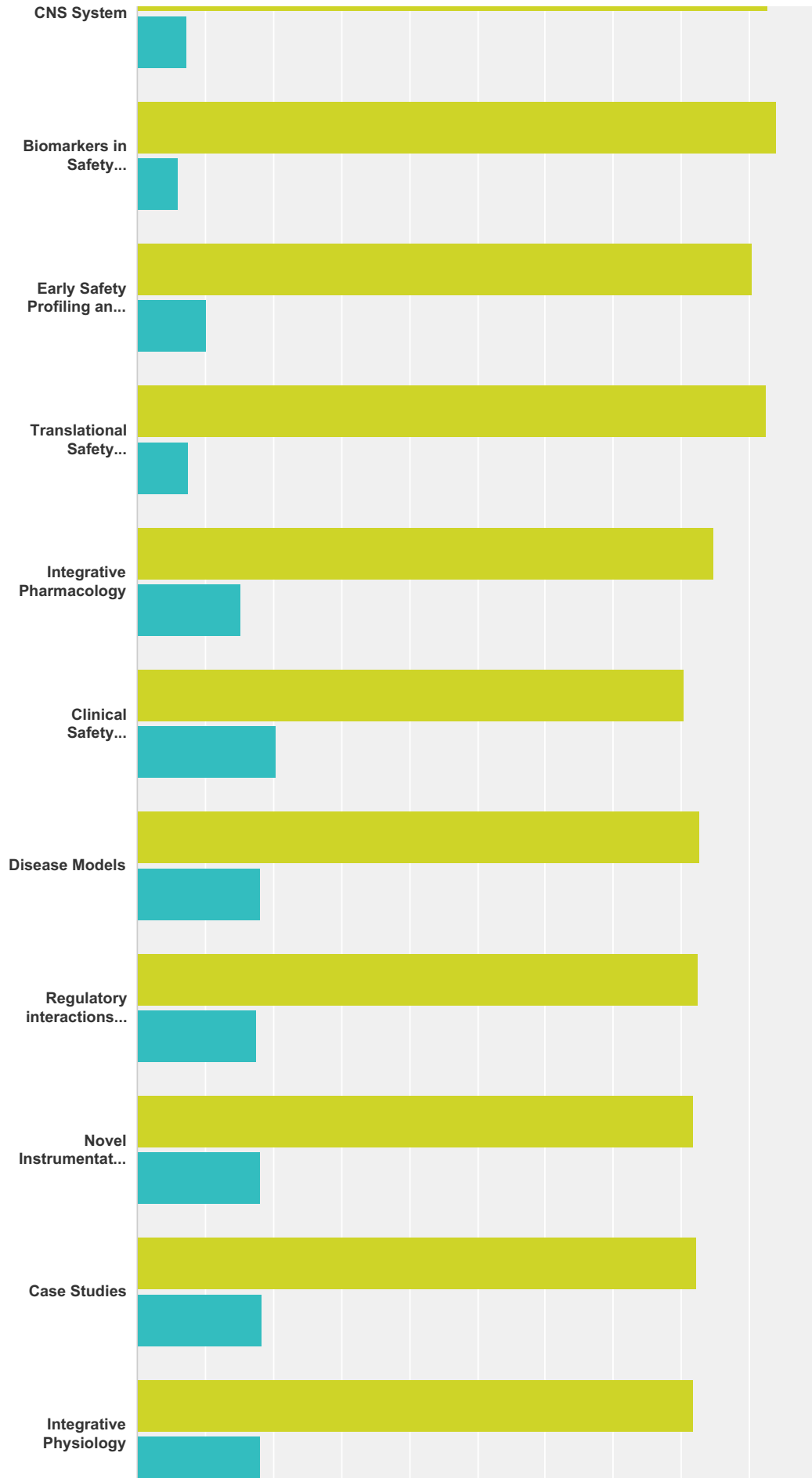
Cutting-edge topics	0.72% 1	2.16% 3	10.79% 15	38.13% 53	48.20% 67	139
Networking	2.17% 3	2.90% 4	15.94% 22	31.88% 44	47.10% 65	138
Applied scientific topics	1.44% 2	0.72% 1	10.07% 14	45.32% 63	42.45% 59	139
Variety of scientific content	1.44% 2	3.60% 5	20.86% 29	41.73% 58	32.37% 45	139
Overall cost of meeting (travel, hotel, registration, etc.)	3.65% 5	4.38% 6	21.17% 29	39.42% 54	31.39% 43	137
Overall cost of location	3.60% 5	6.47% 9	26.62% 37	38.85% 54	24.46% 34	139
Ease of travel	1.43% 2	7.86% 11	21.43% 30	50.00% 70	19.29% 27	140
Theoretical scientific topics	2.86% 4	13.57% 19	25.00% 35	40.71% 57	17.86% 25	140
Exhibitor interactions	8.76% 12	14.60% 20	29.93% 41	28.47% 39	18.25% 25	137
Sales contacts	22.46% 31	13.04% 18	26.09% 36	21.01% 29	17.39% 24	138
Location	8.70% 12	10.14% 14	39.86% 55	24.64% 34	16.67% 23	138
Distance to hotels	2.90% 4	12.32% 17	26.81% 37	41.30% 57	16.67% 23	138
Exhibitor Sponsored Sessions	6.52% 9	15.22% 21	35.51% 49	26.81% 37	15.94% 22	138
Advanced continuing education topics	16.31% 23	17.02% 24	17.73% 25	35.46% 50	13.48% 19	141
Continuing education Courses	17.02% 24	19.15% 27	25.53% 36	27.66% 39	10.64% 15	141
Basic continuing education topics	27.66% 39	21.99% 31	24.82% 35	19.86% 28	5.67% 8	141
Local attractions	21.90% 30	27.01% 37	32.85% 45	16.79% 23	1.46% 2	137

Q10 Of the listed potential scientific topics below, which topics would you most be interested in seeing presented at the Annual Meeting?

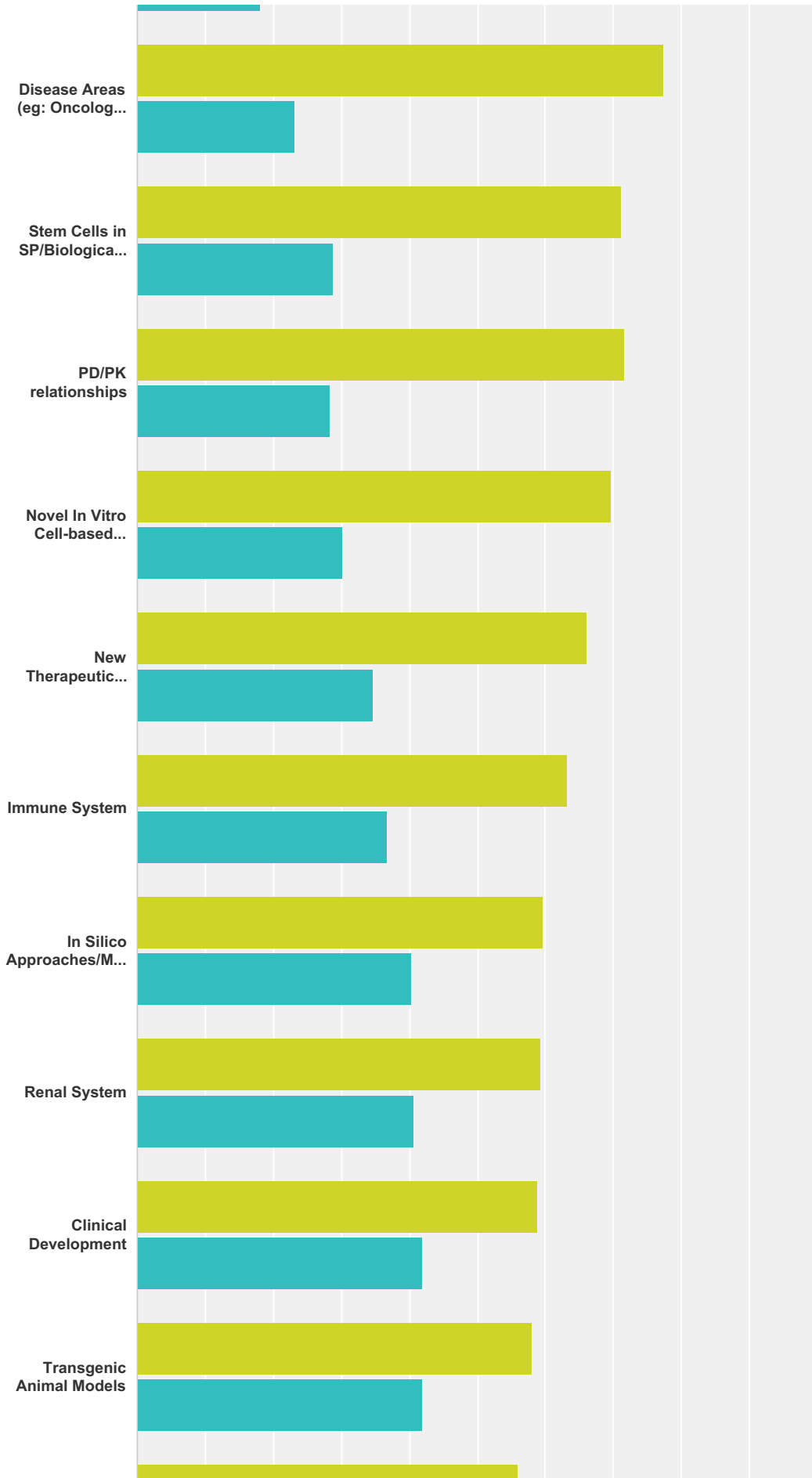
Answered: 143 Skipped: 3



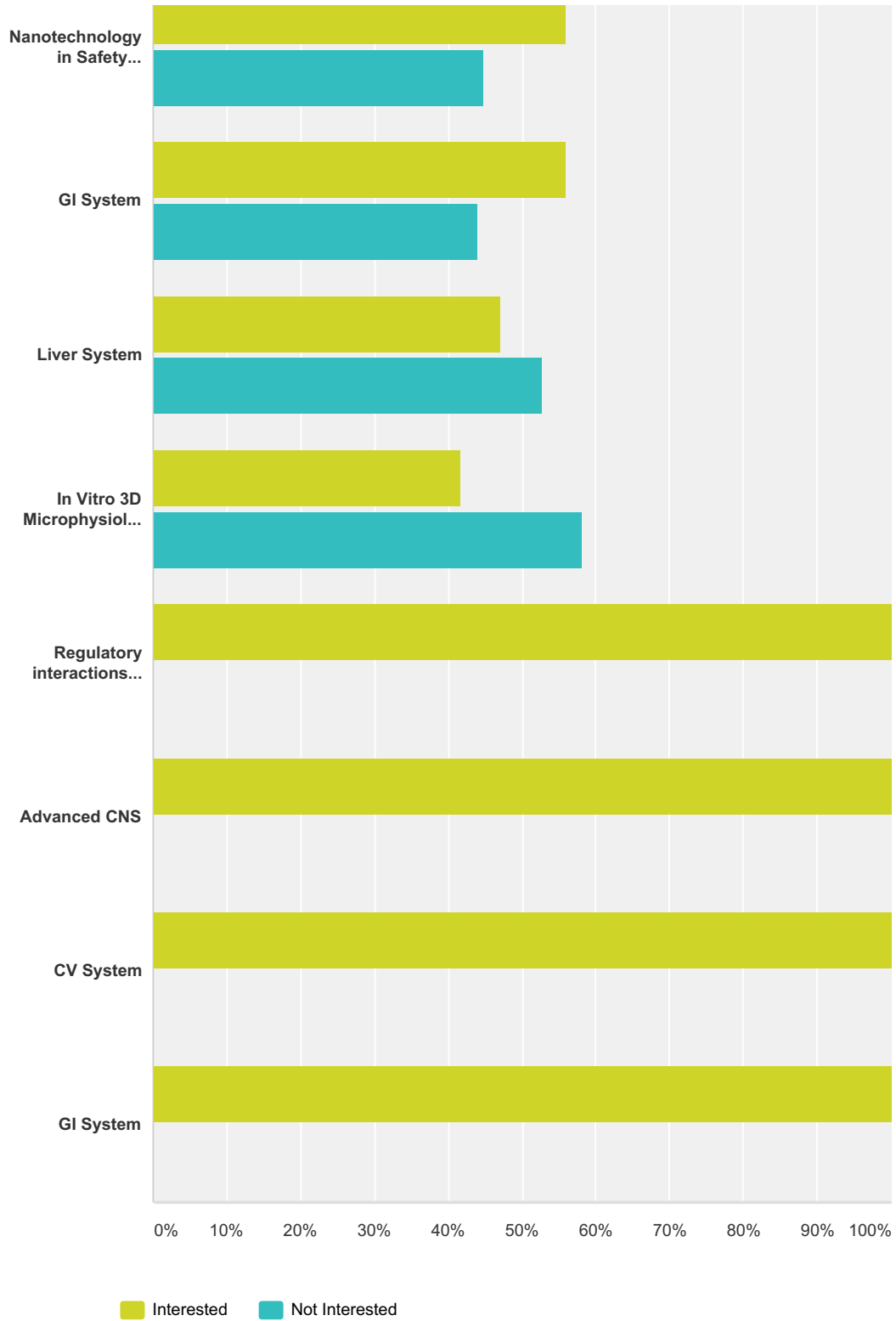
Safety Pharmacology Post Meeting Survey 2014



Safety Pharmacology Post Meeting Survey 2014



Safety Pharmacology Post Meeting Survey 2014



	Interested	Not Interested	Total Respondents
CV System	95.62% 131	4.38% 6	137
CNS System	92.75% 128	7.25% 10	138

Safety Pharmacology Post Meeting Survey 2014

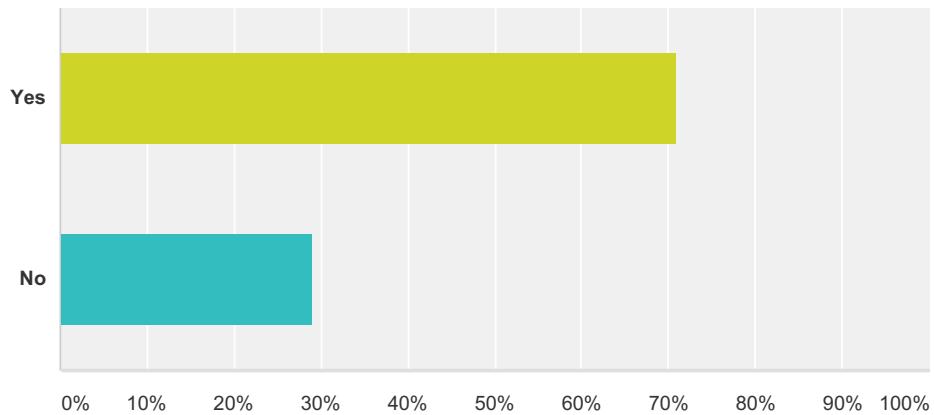
Biomarkers in Safety Pharmacology	93.98% 125	6.02% 8	133
Early Safety Profiling and De-risking	90.44% 123	10.29% 14	136
Translational Safety Pharmacology/Translational Medicines	92.48% 123	7.52% 10	133
Integrative Pharmacology	84.73% 111	15.27% 20	131
Clinical Safety Pharmacology	80.29% 110	20.44% 28	137
Disease Models	82.58% 109	18.18% 24	132
Regulatory interactions/partnerships	82.44% 108	17.56% 23	131
Novel Instrumentation & Technologies	81.82% 108	18.18% 24	132
Case Studies	82.31% 107	18.46% 24	130
Integrative Physiology	81.75% 103	18.25% 23	126
Disease Areas (eg: Oncology, Diabetes, Neuroscience, Immunology)	77.52% 100	23.26% 30	129
Stem Cells in SP/Biological Stem Cells	71.21% 94	28.79% 38	132
PD/PK relationships	71.54% 93	28.46% 37	130
Novel In Vitro Cell-based Assays	69.70% 92	30.30% 40	132
New Therapeutic Modalities (eg: Gene therapies, micro RNA, antibodies)	66.13% 82	34.68% 43	124
Immune System	63.20% 79	36.80% 46	125
In Silico Approaches/Modeling	59.69% 77	40.31% 52	129
Renal System	59.20% 74	40.80% 51	125
Clinical Development	58.87% 73	41.94% 52	124
Transgenic Animal Models	57.94% 73	42.06% 53	126
Nanotechnology in Safety Pharmacology	55.91% 71	44.88% 57	127
GI System	56.00% 70	44.00% 55	125
Liver System	47.20% 59	52.80% 66	125
In Vitro 3D Microphysiological Systems	41.73% 53	58.27% 74	127

Safety Pharmacology Post Meeting Survey 2014

Regulatory interactions/partnerships	100.00% 2	0.00% 0	2
Advanced CNS	100.00% 2	0.00% 0	2
CV System	100.00% 2	0.00% 0	2
GI System	100.00% 1	0.00% 0	1

Q11 Did you attend the Sunday evening Welcome Reception?

Answered: 145 Skipped: 1

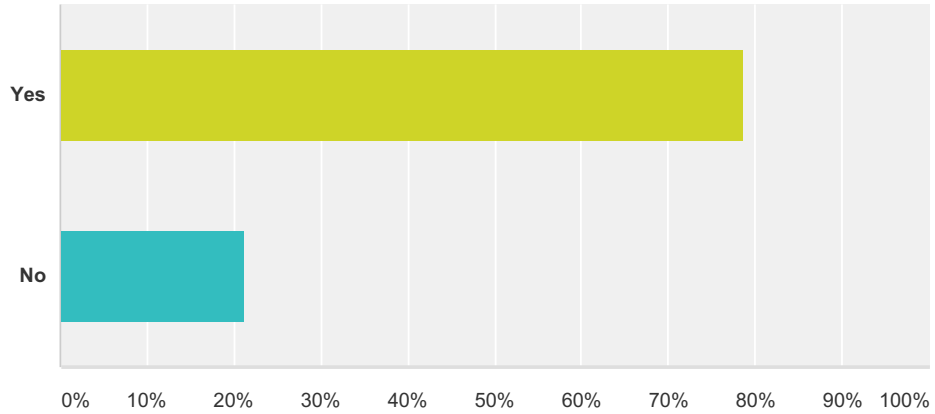


Answer Choices	Responses
Yes	71.03% 103
No	28.97% 42
Total	145

Q12 Did you find the poster presentation and networking time to be sufficient?

Answered: 145 Skipped: 1

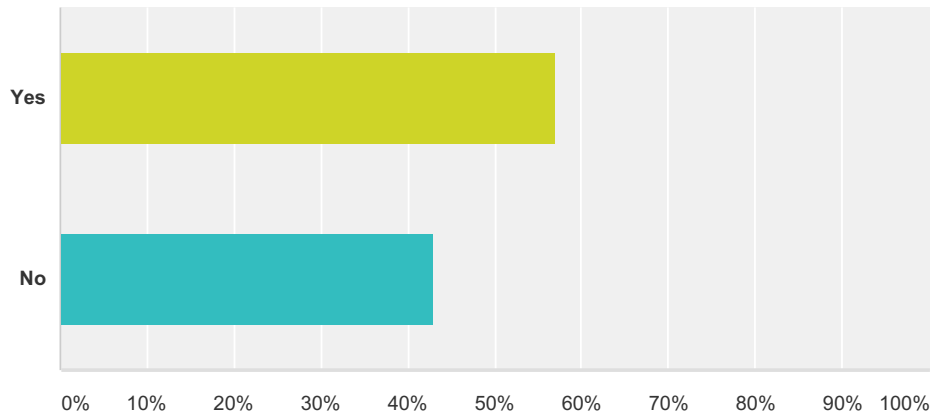
Safety Pharmacology Post Meeting Survey 2014



Answer Choices	Responses	
Yes	78.62%	114
No	21.38%	31
Total		145

Q13 This year, the annual Members' meeting was held Wednesday morning. Did you attend this presentation?

Answered: 144 Skipped: 2

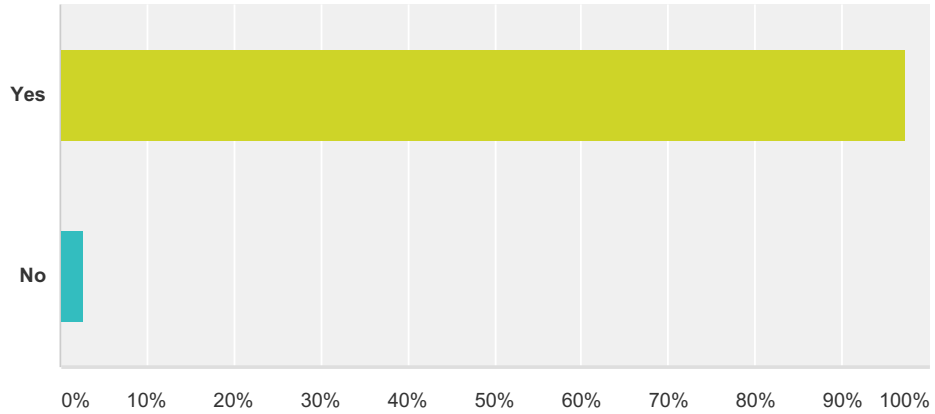


Answer Choices	Responses	
Yes	56.94%	82
No	43.06%	62
Total		144

Q14 Did you visit the Exhibit Hall to meet with any of the Exhibitors?

Answered: 145 Skipped: 1

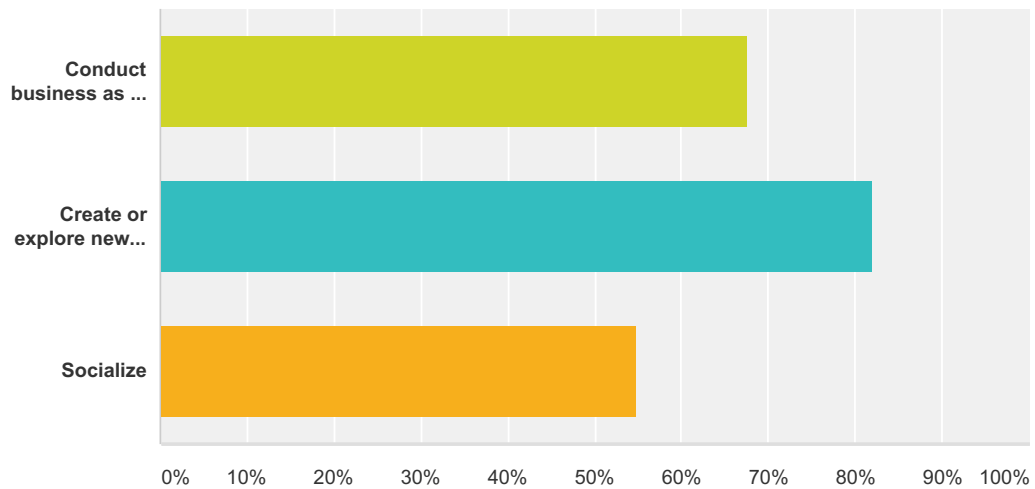
Safety Pharmacology Post Meeting Survey 2014



Answer Choices	Responses
Yes	97.24% 141
No	2.76% 4
Total	145

Q15 What was your purpose for visiting Exhibitors?

Answered: 133 Skipped: 13



Answer Choices	Responses
Conduct business as a result of an existing relationship	67.67% 90
Create or explore new business contacts	81.95% 109
Socialize	54.89% 73
Total Respondents: 133	

Q16 What other companies or organizations

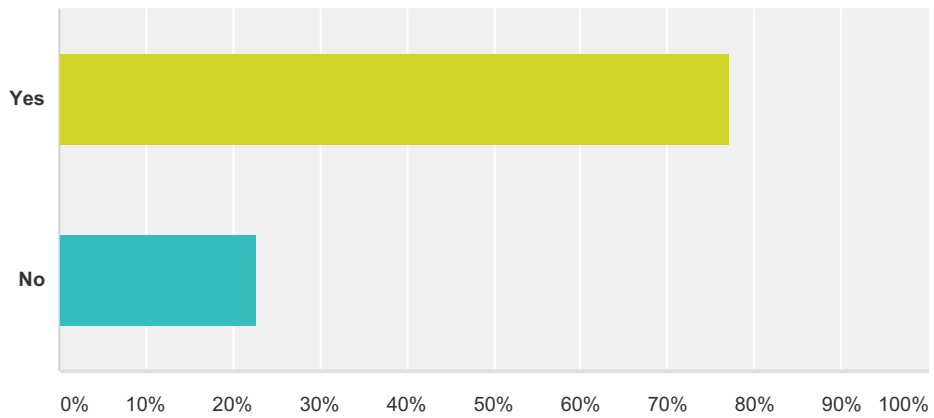
Safety Pharmacology Post Meeting Survey 2014

would you like to see Exhibit at the SPS Annual Meeting?

Answered: 27 Skipped: 119

Q17 Did you attend any of the Exhibitor Sponsored Sessions?

Answered: 145 Skipped: 1

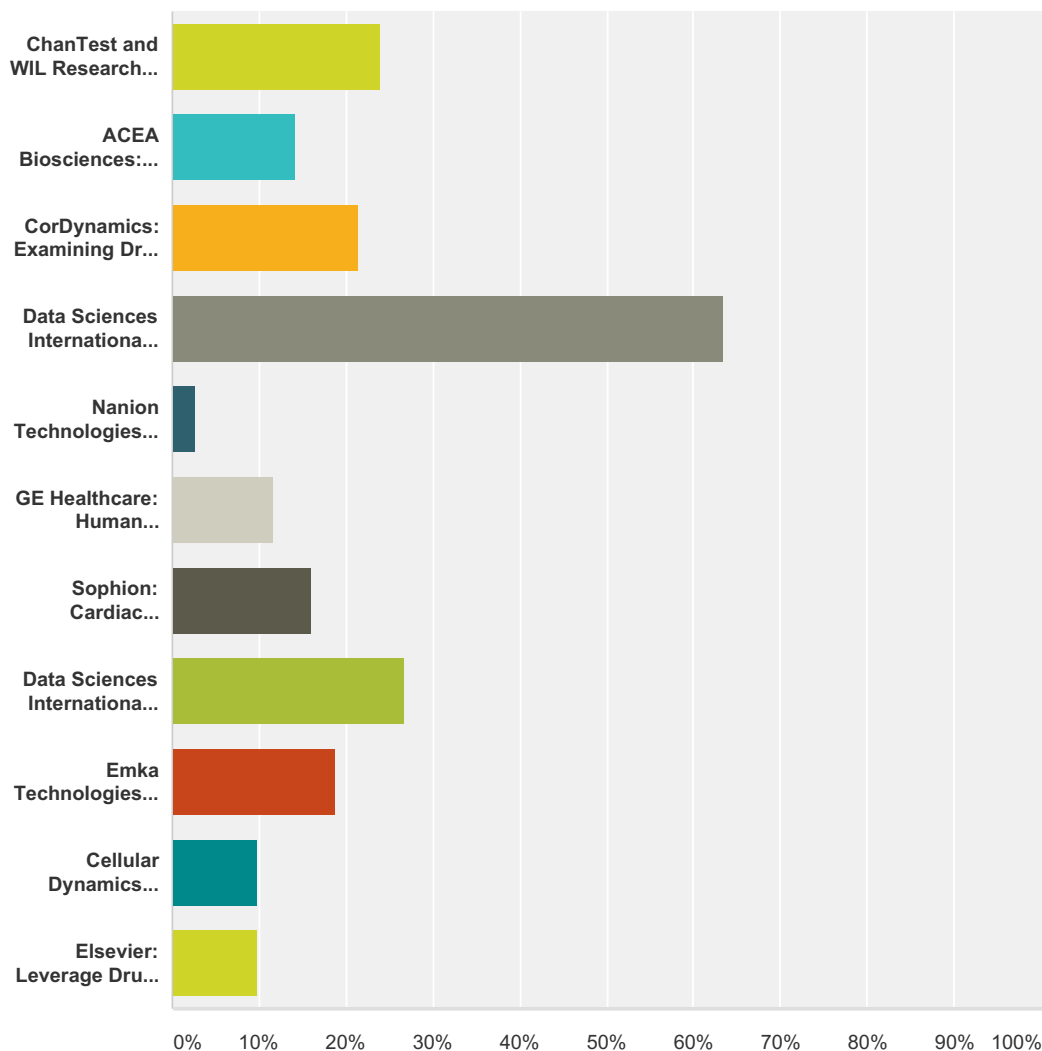


Answer Choices	Responses
Yes	77.24% 112
No	22.76% 33
Total	145

Q18 Please specify which session(s) you attended:

Answered: 112 Skipped: 34

Safety Pharmacology Post Meeting Survey 2014

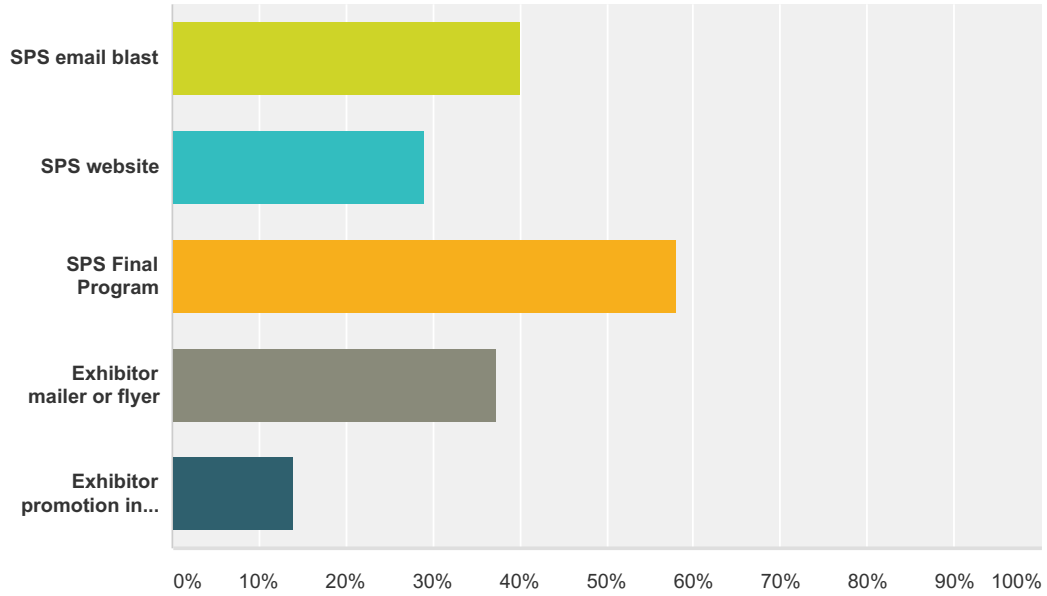


Answer Choices	Responses
ChanTest and WIL Research: The ABC's of IND's	24.11% 27
ACEA Biosciences: The Applications of xCELLigence Cardio System and Stem Cell-Derived Cardiomyocytes for Cardiac Risk Assessment	14.29% 16
CorDynamics: Examining Drug Candidates for Pulmonary Arterial Hypertension: Ups and Downs of Multiple Animal Models	21.43% 24
Data Sciences International: DSI's 7th Annual Data Blast	63.39% 71
Nanon Technologies: Complementary Automated Patch Clamp, Extracellular Field Potential and Impedance Recordings of Stem Cells Allow Reliable Wholistic Cardio- or Neurotoxicity Prediction	2.68% 3
GE Healthcare: Human ESC-Derived Cardiomyocytes: Bridging Analytical Platforms for more Comprehensive Cardiac Safety Assessment	11.61% 13
Sophion: Cardiac Electrophysiology: Update on CiPA and the Industry's Approach to Ion Channel Testing	16.07% 18
Data Sciences International: New Technologies to Refine Safety Pharmacology and Toxicology Studies	26.79% 30
Emka Technologies: Impact of Autonomic Nervous System on QT-RR Variability and Arrhythmia Liability	18.75% 21
Cellular Dynamics International: New Techniques for MEA-based Interrogation of Human Stem Cell Derived Cardiomyocytes to Support CiPA and In-Vitro Safety Pharmacology Assays	9.82% 11
Elsevier: Leverage Drug Approval Precedents to Inform Preclinical and Clinical Development	9.82% 11

Total Respondents: 112

Q19 How did you become aware of this session?

Answered: 107 Skipped: 39

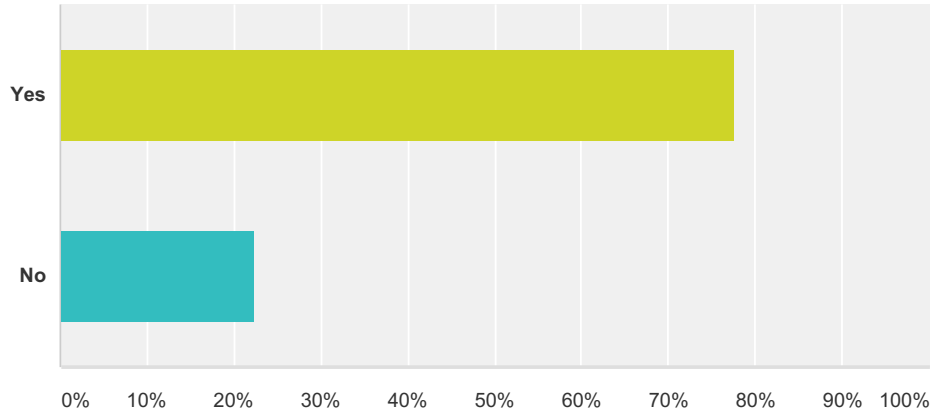


Answer Choices	Responses
SPS email blast	40.19% 43
SPS website	28.97% 31
SPS Final Program	57.94% 62
Exhibitor mailer or flyer	37.38% 40
Exhibitor promotion in their booth	14.02% 15
Total Respondents: 107	

Q20 Did you attend the Monday morning Plenary Keynote Lecture?

Answered: 139 Skipped: 7

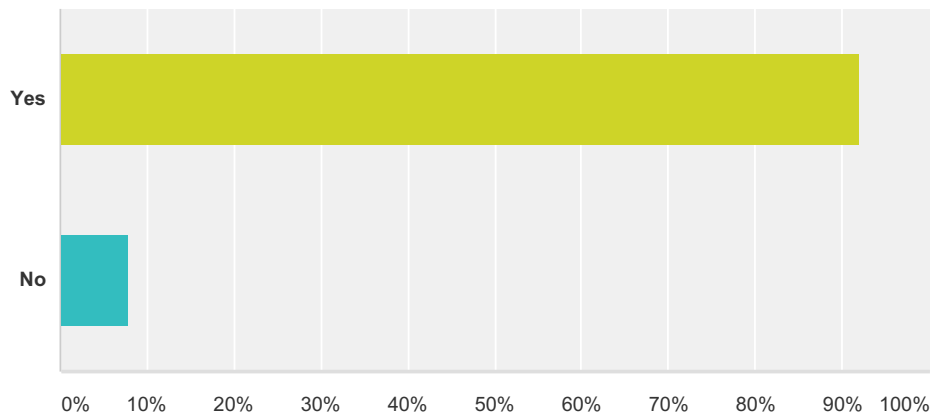
Safety Pharmacology Post Meeting Survey 2014



Answer Choices	Responses	
Yes	77.70%	108
No	22.30%	31
Total		139

Q21 Did you attend any of the Oral Presentations?

Answered: 140 Skipped: 6

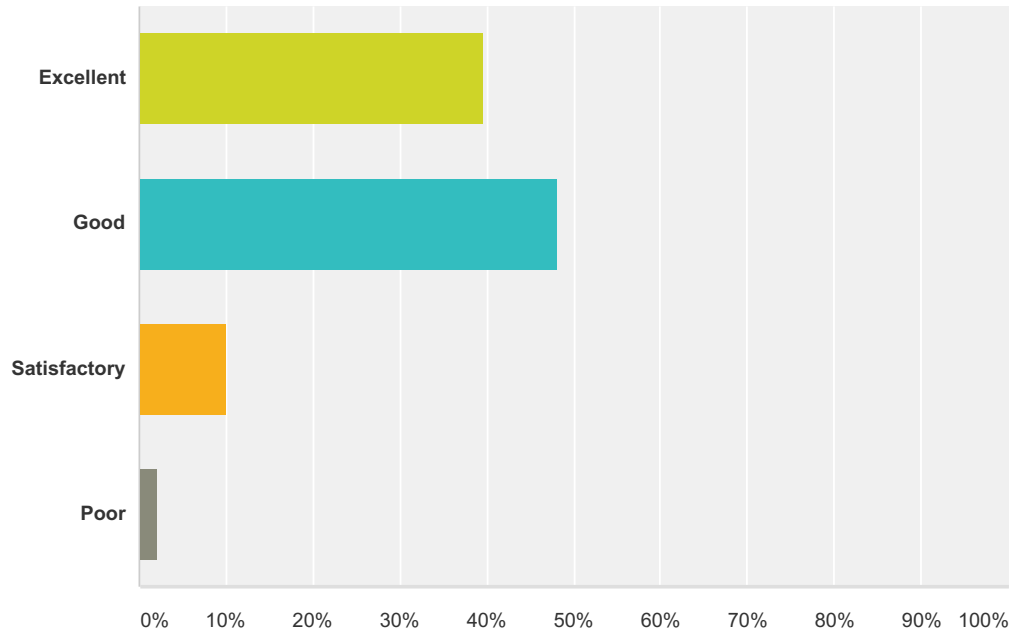


Answer Choices	Responses	
Yes	92.14%	129
No	7.86%	11
Total		140

Q22 How would you rate the quality of the meeting for its cost?

Answered: 141 Skipped: 5

Safety Pharmacology Post Meeting Survey 2014



Answer Choices	Responses
Excellent	39.72% 56
Good	48.23% 68
Satisfactory	9.93% 14
Poor	2.13% 3
Total	141

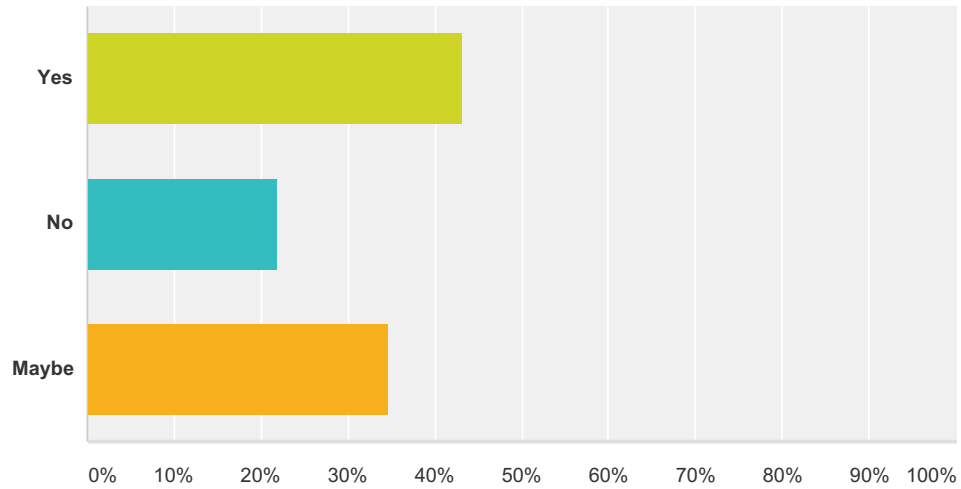
Q23 Please expand on your rating selection above:

Answered: 62 Skipped: 84

Q24 Do you plan to attend the 2015 Annual Meeting in Prague, Czech Republic?

Answered: 141 Skipped: 5

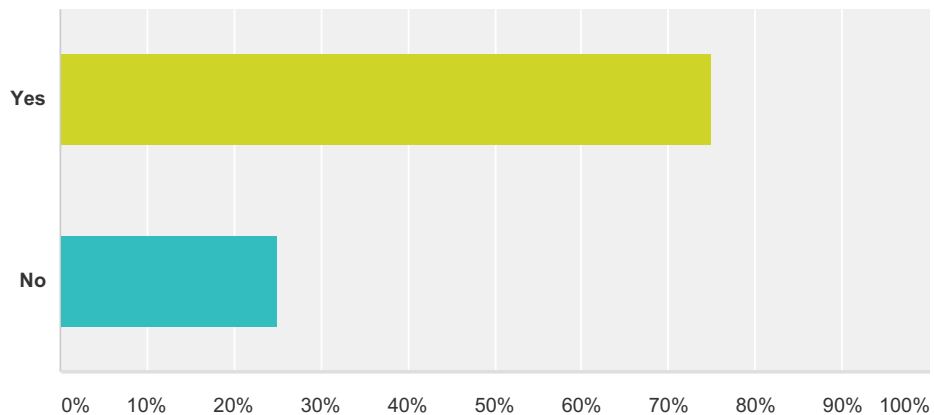
Safety Pharmacology Post Meeting Survey 2014



Answer Choices	Responses	
Yes	43.26%	61
No	21.99%	31
Maybe	34.75%	49
Total		141

Q25 As a rule, SPS does not supply email addresses of attendees. We have received requests from registered SPS exhibitors for access to attendee emails. Would you be agreeable to receiving a limited number of emails from SPS exhibitors given that attendees could opt out of receiving them during the annual meeting registration process?

Answered: 140 Skipped: 6



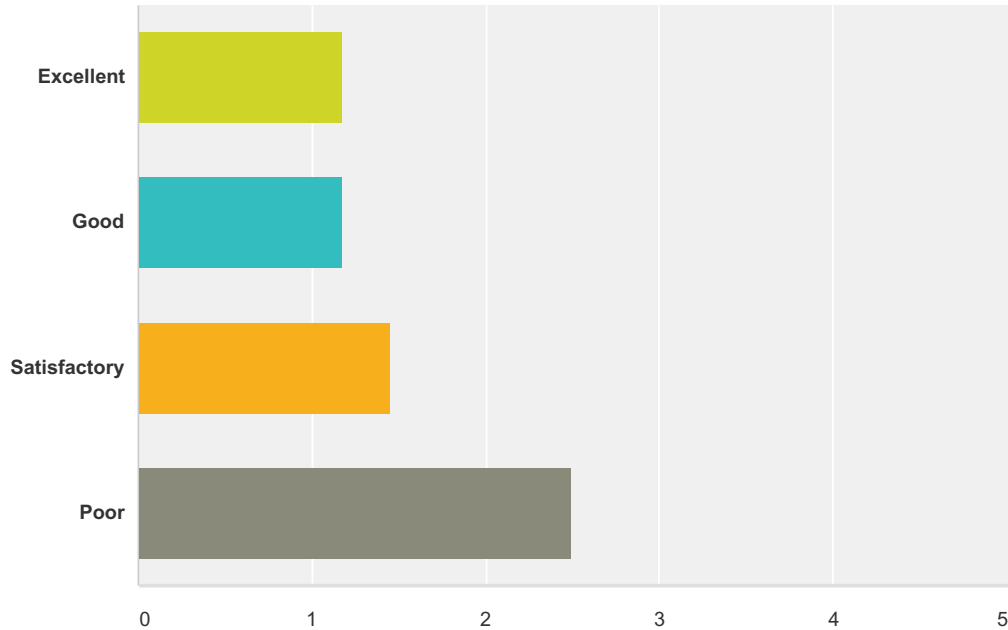
Answer Choices	Responses
----------------	-----------

Safety Pharmacology Post Meeting Survey 2014

Yes	75.00%	105
No	25.00%	35
Total		140

Q26 SPS creates and emails an ENewsletter which features content relevant to the Annual Meeting along with advertisements from Exhibitors. Please rate the ENewsletter.

Answered: 128 Skipped: 18



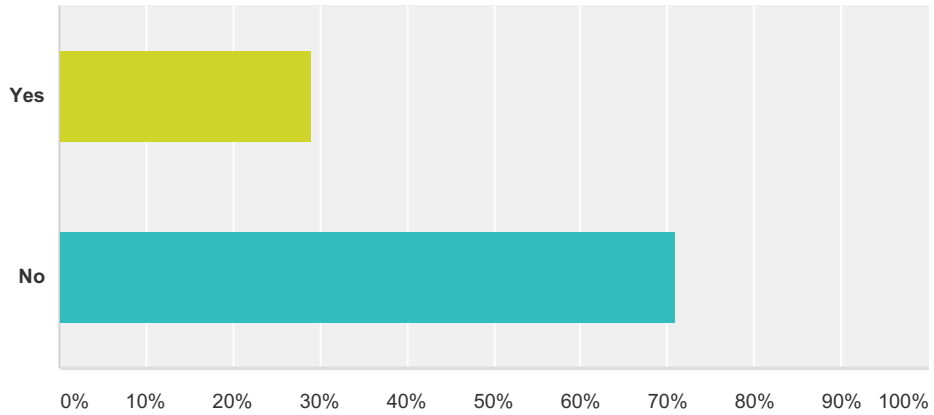
	(no label)	(no label)	(no label)	(no label)	Total	Average Rating
Excellent	87.50% 35	10.00% 4	0.00% 0	2.50% 1	40	1.18
Good	82.35% 70	17.65% 15	0.00% 0	0.00% 0	85	1.18
Satisfactory	63.64% 7	27.27% 3	9.09% 1	0.00% 0	11	1.45
Poor	0.00% 0	75.00% 3	0.00% 0	25.00% 1	4	2.50

Q27 What other scientific meetings do you attend in September and October that might affect your ability to attend the SPS Annual Meeting?

Answered: 76 Skipped: 70

Q28 Did you attend any CE Courses?

Answered: 138 Skipped: 8



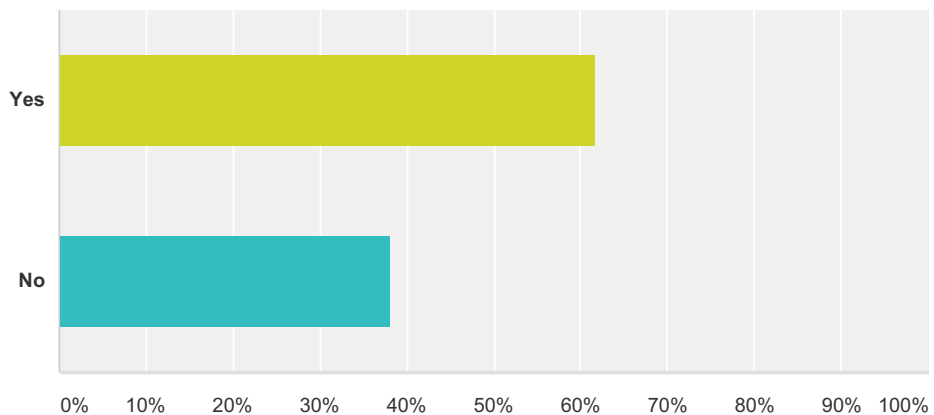
Answer Choices	Responses	Count
Yes	28.99%	40
No	71.01%	98
Total		138

Q29 Please list any suggestions you may have for CE courses that have not yet been offered at the SPS Annual Meeting:

Answered: 30 Skipped: 116

Q30 Did you stay for the all day “Update and Perspectives on Comprehensive In Vitro Proarrhythmia Assay (CIPA)?”

Answered: 139 Skipped: 7



Safety Pharmacology Post Meeting Survey 2014

Answer Choices	Responses	
Yes	61.87%	86
No	38.13%	53
Total		139

Q31 What additional services do you wish to see the Safety Pharmacology Society offer to its members?

Answered: 29 Skipped: 117

Q32 Please feel free to write any additional comments here:

Answered: 37 Skipped: 109